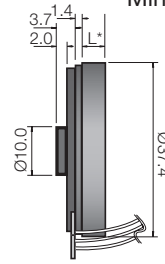
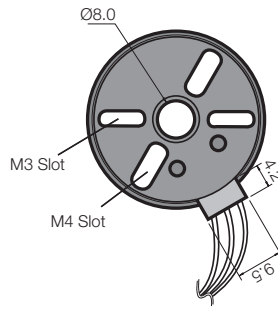


DC Motors

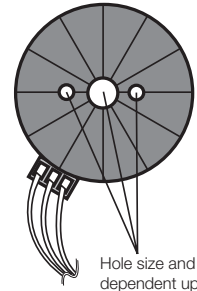
Single Channel Encoder

Issue 04

Units: mm



*L = 3.2 - 7.1 dependent upon motor type



Hole size and positioning dependent upon motor type

Rotalink

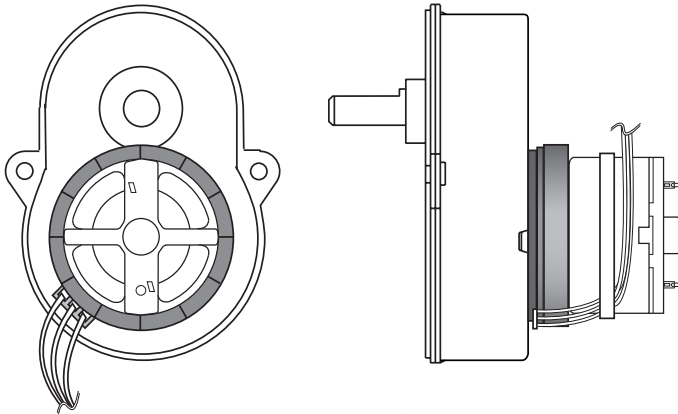
Miniature Motors, Transmission and Control

The slimline design of this single channel magneto-resistive encoder allows it to be sandwiched between standard single shaft DC motors and gearboxes. The unit provides an output of 24 pulses per revolution, operating from supply voltages of 3.8V to 30.0Vdc. Output is at supply voltage level and is therefore suitable for interfacing with TTL and CMOS devices.

These encoders are compatible with our range of DC motors up to 36mm diameter, for fitting to our ovoid range of gearboxes.

It should be noted that this encoder does not have a 50/50 duty cycle and features a variable pulse spacing over a single revolution.

Typical Applications



Encoder Mounted Between Gearbox and Motor

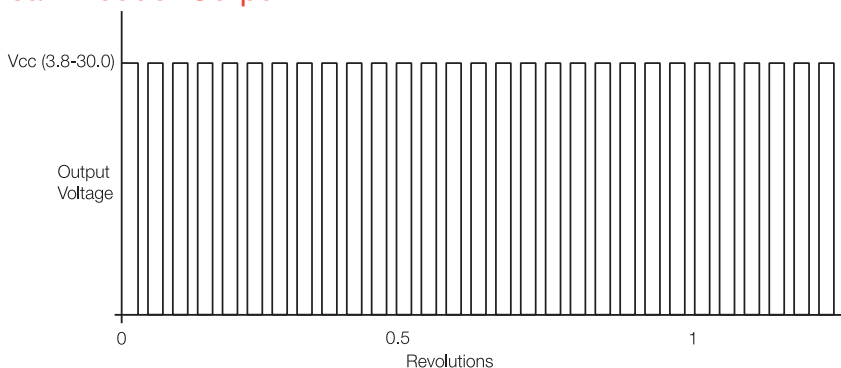
General Specification

Number of Channels	1
Pulses per Motor rev.	24
Output	CMOS/TTL
Supply Voltage	3.8-30 Vdc
Supply Current	11mA

Wiring Colour Code

Vcc (Supply)	Brown
Ground	Blue
Output Channel	Yellow

Typical Encoder Output



Encoder Output Signal

Contact:

www.rotalink.com
 info@rotalink.com
 T: +44 (0)1460 72000
 F: +44 (0)1460 74278

Rotalink Limited
 Cropmead, Crewkerne
 Somerset TA18 7HQ, UK

www.rotalink.com